

# IMV VIBRATION TEST SYSTEMS

## J series

### Air-cooled Vibration Test Systems

# J260/SA7HAG J260/EM7HAG



Long duration shock tests require high velocity and large displacement. J-series is a high-frequency system that offers usability and durability furnished with functions that accommodates high velocity and displacement testing.

#### [Expanded maximum test range]

- Maximum velocity of Sine force: 2.4 m/s
- Maximum velocity of Shock force: 4.6 m/s
- Maximum displacement: 100 mmp-p

[Patented upper (armature) support system PS Guide] Parallel Slope Guide is standard.

[All models can be directly coupled to a climatic chamber.]



#### ① High Velocity and Large Displacement

High velocity of 2.4 m/s and Large displacement of 100 mmp-p (4 inch).



■ PSG guide system

#### ② Improvement of Testing Environment

With the operation of Intelligence Shaker Management (ISM), EM range can reduce power consumption and CO2 emissions automatically.

eco-shaker

#### ② User first principle

Compatible with K2 vibration controller. Intuitive interface leads The operator with user-friendly guidance.



# IMV VIBRATION TEST SYSTEMS

## J series

### Air-cooled Vibration Test Systems

## J260/SA7HAG J260/EM7HAG



System Specification			
System Model		J260/SA7HAG	J260/EM7HAG
Frequency Range (Hz)		0-2,600	0-2,600
Rated Force	Sine (kN)	54	54
	Random (kN rms) <sup>*1</sup>	54	54
	Shock (kN)	108	108
	High Velocity Shock (kN) <sup>*4</sup>	-	96
Maximum Acc.	Sine (m/s <sup>2</sup> )	857	857
	Random (m/s <sup>2</sup> rms)	600	600
	Shock (m/s <sup>2</sup> )	1,714	1,714
	High Velocity Shock (m/s <sup>2</sup> peak) <sup>*4</sup>	-	1,523
Maximum Vel.	Sine (m/s)	2.4	2.4
	Shock (m/s peak)	2.4	2.4
	High Velocity Shock (m/s peak) <sup>*4</sup>	-	3.5
Maximum Disp.	Sine (mmp-p)	100	100
	High Velocity Shock (mmp-p)	-	100
Maximum Travel (mmp-p)		116	116
Maximum Load (kg)		1,000	1,000
Power Requirements (kVA) <sup>*2</sup>		86	86
Breaker Capacity (A) <sup>*3</sup>		150	150

Vibration Generator (J260)	
Armature Mass (kg)	63
Armature Diameter (φ mm)	446
Armature Resonance (Hz)	1,800
Allowance Eccentric Moment (N·in)	1,550
Mass (kg)	4,100

Power Amplifier	SA7HAG-J60	EM7HAG-J60
Maximum Output (kVA)	70	
Mass (kg)	1,400	

Cooling (VAPE710/N2)	
Mass (kg)	250

Environmental Data		
Input Voltage Supply (3 φ, V)		380/400/415/440
Compressed Air Supply (Mpa)		0.7
Working Ambient Temperature	Shaker (°C)	0-40
	Amplifier (°C)	0-85

\*1 Random force ratings are specified in accordance with ISO5344 conditions. Please contact IMV or your local distributor with specific test requirements.

\*2 Power supply: 3-phase 380/400/415/440 V, 50/60 Hz. A transformer is required for other supply voltages.

\*3 Breaker capacity for 480 V.

\*4 The specification shows the maximum system performance. For long-duration tests, system must be de-rated up to 70%.

Continuous use at maximum levels may cause failure. Please contact IMV if your system operates at more than 70%.

\*For random vibration tests, please set the test definition of the peak value of acceleration waveform to operate at less than the maximum acceleration of shock.

\*Frequency range values vary according to the sensor and vibration controller.

\*Armature mass and acceleration may change when a chamber is added.

Vibration Generator (J260)

a: W 1,527 mm  
b: H 1,319 mm  
c: D 1,100 mm  
d: 920 φmm

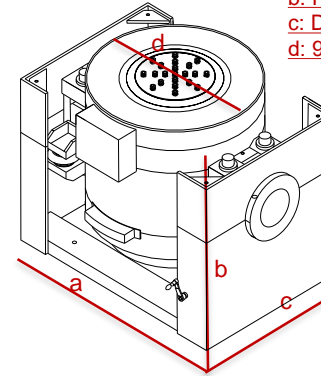
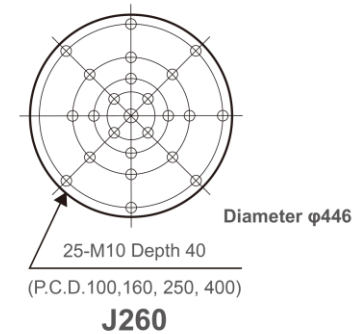
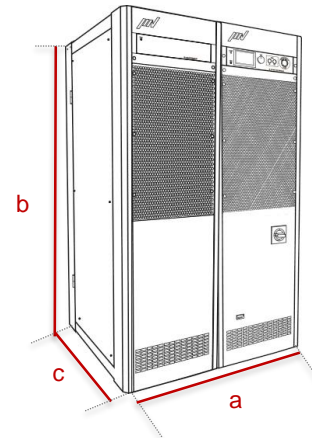


Table Insert Pattern (unit: mm)



Amplifier (SA7HAG-J60/EM7HAG-J60)

a: W 1,160 mm  
b: H 1,950 mm  
c: D 850 mm



Blower

a: W 1,160 mm  
b: H 2,405 mm  
c: D 787 mm

